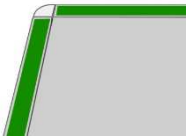


GAMERBOARD Instruction Manual

Using the GAMERBOARD

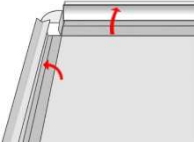
1. Glue the felt to the bottom of the frame to protect the table.



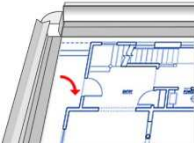
2. Put GAMERBOARD on a stable surface.



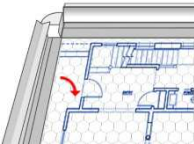
3. Open the frame.



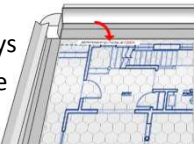
4. Insert map or Drawing. (OPTIONAL)



5. Insert grid sheet. (OPTIONAL)



6. For protection always Insert the transparente cover sheet. (IMPORTANT)



7. Close the frame.



8. Put the magnetic pawns on the GAMERBOARD.



9. Use only whiteboard Markers to draw on the GAMERBOARD.



10. Remove drawings carefully with soft cloth. Do not press down hard.



Safety Instructions for the Board

- Before using the board stick the self adhesive felt to the lower side of the frame. Start with the longer strips.
- Caution. The aluminum frame may leave marks or scratches on your table without the felt.
- Be cautious with the edges and corners of the board. Danger of cutting.
- Caution when closing the frame. Danger of cutting fingers.
- Only draw in the upper side of the transparent cover sheet.
- Use only whiteboard markers or other removable markers.
- Clean cover sheets after use. Long dried writing and marks may not be removed completely.
- Clean board and cover sheet only with water a little bit of soap and soft cloth. DO NOT press hard when cleaning the sheets!
- Use solvent only after testing it on a small part on the edge of the sheet.
- The more sheets and paper you put between magnets and board the weaker the adhesion of the magnets gets.

Safety Instructions for Grid Sheets

- The grid sheets are partially coated on the lower (printed) side and therefore sensitive. Do not draw on this side. Always protect this side from dirt and liquids.
- Though the upper side of the grid sheets may be suitable for it, better do not draw on the grid sheets. Always put the transparent cover sheet on top as protection.
- Use grid sheets always with the side up that is marked "UP".



Safety Instructions for Magnets

- Strong magnets are not suitable for children under the age of 10 years. Danger for the digestive tract if swallowed. Very dangerous for children.
- Magnets carry current. Children might try to insert magnets into sockets.
- Crushing hazard from strong magnets.
- If magnets are damaged danger from splinters.
- Magnets are dangerous for persons with a cardiac pacemaker.
- Magnets can damage hardware and electronic devices (like mobile phones, watches, disks etc.).
- Danger of polluting drinking water and food from metal ions.
- Magnets can be dangerous for allergic persons. They contain among other things nickel.
- Do not heat magnets over 80° C. This might destroy their magnetism.
- Drilling dust from magnets is inflammable.

Safety Instructions for Magnetic Sheets

- Do not draw on the magnetic sheets. Drawings may not be removed completely.
- Cut the magnetic sheet with scissors or knife. Note that scissors or knife may get blunt by cutting magnetic sheets.



<http://gamerboard.at>