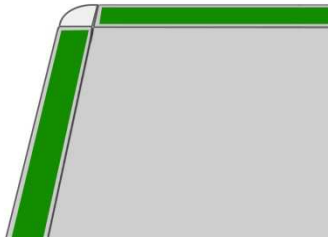
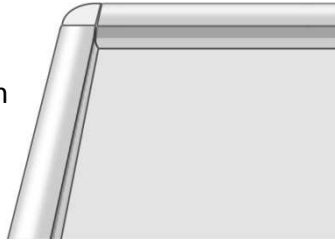


Instruktion Manual

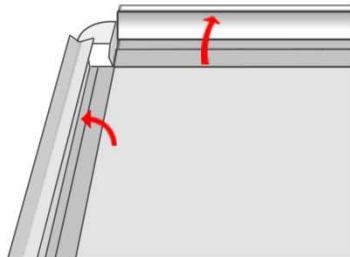
1. Glue the felt to the bottom of the frame to protect the table.



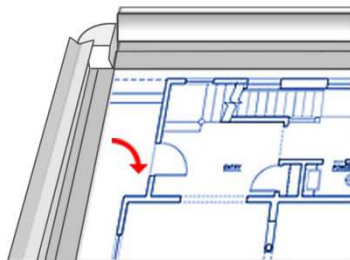
2. Put GAMERBOARD on a stable surface.



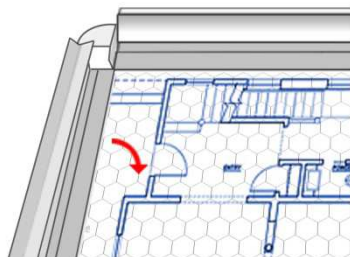
3. Open the frame.



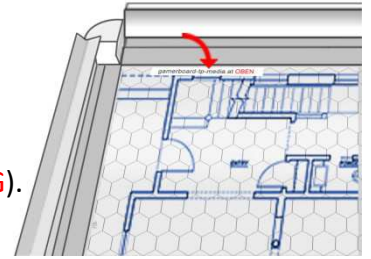
4. Insert map or drawing (OPTIONAL).



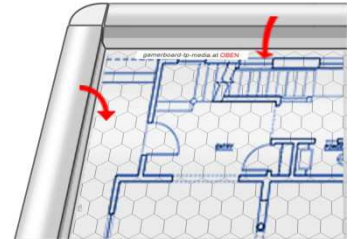
5. Raster einlegen (OPTIONAL).



6. For protection insert transparente cover sheet (WICHTIG).



7. Close frame.



8. Put the magnetic Pawns on the GAMERBOARD.



9. Use only whiteboard Markers to draw on the GAMERBOARD.



10. Remove drawings carefully with soft cloth. Do not press down hard.

